

How can I use this with my children?

Use this activity to learn about the patterns and images on ancient Greek pottery, then get creative to design your own.

How does this help my children's learning?

Children study ancient civilisations in key stage 2 (7 - 11 year olds). This might be a useful extra for any project work or homework they may be set.

Ideas for further learning:

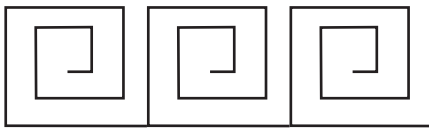
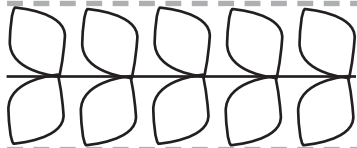
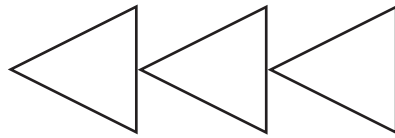
Once your child has learnt about the designs of a Greek pot, perhaps they could create one using air drying clay. You can then paint it using orange and black paint to make it look authentic.





Ancient Greek Vase Patterns

The ancient Greeks loved making patterns; especially on vases. Have a look at the traditional patterns below and finish off the line. Do this for each of the patterns.




Twinkl Tip: Draw one of the patterns from above around the neck and base of the vase to make it look really authentic.

***Disclaimer:** We hope you find the information on our website and resources useful. As far as possible, the contents of this resource are reflective of current professional research. However, please be aware that every child is different and information can quickly become out of date. The information given here is intended for general guidance purposes only and may not apply to your specific situation.

The ancient Greek vases were made from red clay and artists decorated them with black paint. The pictures on the vases give us clues about what life might have been like over 2000 years ago.

Decorate the vase below with a picture that will tell people in the future what life was like in the 21st century. When you've drawn your design, colour it in using orange and black to copy the ancient Greek style.



If you enjoyed this resource, why not try...

Free Parent Mixed Ages Taster Resource Pack

Free Times Tables Fact Fluency Practice Pack to 12

Free Parents' Taster Pack for Children Aged 5-7

Free EYFS/Reception Twinkl Handwriting Taster Pack

Free Parents' Taster Pack for Children (Birth to 5 Years)

Free Parents' Taster Pack For children Aged 7 - 11

Tricky and Common Exception Words Worksheets

Number Formation Tracing Strips 0-20

Dinosaur Addition within 10 Activity Sheet

KS1 Addition and Subtraction Maths Activity Sheets

The Very Hungry Caterpillar Pencil Control Activity

If you need us, just get in touch -
contact twinklcares@twinkl.co.uk
visit [twinkl.com/parents](https://www.twinkl.com/parents)

Explore and Discover More

twinkl