


Engayne home learning planning framework

This is the plan for a learning sequence, within each box is the information and resources you need for the sequence and are spilt into sessions.



Down the left hand side of the page are the metacognitive strategies we have been teaching the children that are particularly important to home learning.

<p><u>Metacognitive strategies</u></p> <p>The learning sequence in the next two columns is spilt into a number of sessions. Each session will have a main metacognitive focus but will often include other elements as well. The metacognitive strategies are listed below.</p>	<p><u>Foundation Tasks (offline and online)</u></p>  <p>Main learning objective:</p> <p>To be able to explain how different religions use art to show their spirituality.</p> <p>To be able to learn a dance.</p> <p>Please email in your research from how other religions use the arts to your teacher.</p>
---	--

Engayne home learning planning framework

This is the plan for a learning sequence, within each box is the information and resources you need for the sequence and are split into sessions.




Down the left hand side of the page are the metacognitive strategies we have been teaching the children that are particularly important to home learning.

Approach	What is it?	Every day: TopYa! Activities
Activate 	Prompting pupils to think about what they have learnt previously, that will help them with their next steps.	<p>Please refer to the squid letter re TopYa! Activities. If you would like to join in with the competition, please download the TopYa! App and follow the instructions on the letter sent out on the 20th Jan. Our school code is 23453.</p> <p>You will find a list of the activities for each week using the following link:</p> <p>https://docs.google.com/spreadsheets/d/1_T2pQoFuDb4kahVrHaWecngzOiffitSoVn_mcYhKPU/edit?usp=sharing</p>
Explain 	Explicitly teaching strategies to pupils and helping them decide when to use them.	<p>Monday:</p> <p>PE Do a Joe Wicks lesson (via YouTube) or activities on TopYa! You may want to set up your own circuit. Alternatively, you may want to have a go at something calmer such as a Cosmic Yoga for Kids (via YouTube).</p> <p>This week we will be practising a dance for dance morning. If you can remember the start of the dance then you may want to listen to our song and practise the start. The song we are dancing to is By your side by Calvin Harris ft Tom Grennan. However, don't worry if you can't remember our dance. You can have a go trying to make up your own to the song instead! 😊</p> <p>Tuesday:</p> <p>RE</p> <p>Read through the document titled 'Faith through arts PP'. This explains that in Christianity they use all sorts of art to represent their spirituality. Such as singing in church, sculptures, paintings and stained glass windows.</p>

Engayne home learning planning framework

This is the plan for a learning sequence, within each box is the information and resources you need for the sequence and are split into sessions.

Down the left hand side of the page are the metacognitive strategies we have been teaching the children that are particularly important to home learning.

<p>Practise</p>  <p>Pupils practising strategies and skills repeatedly, to develop independence.</p>	<p>Focusing on one art (Singing, dancing, paintings etc) can you research how other religions use this art.</p> <p>For example, you may want to google ‘How do Hindus express their faith through dance’. Make notes on what you find.</p> <p>Always remember when researching on the internet to do so safely by writing ‘for children’ at the end of your search.</p> <p>Wednesday:</p>
<p>Reflect</p>  <p>Pupils reflecting on what they have learnt after they have completed a piece of work.</p>	<p>Continue with your research from yesterday. Once you have found some information then please try and create a way to display this information. This could be by writing a mind map, creating a poster or a PowerPoint presentation.</p> <p>Please email this finished work to your teacher.</p> <p>Thursday:</p>
<p>Review</p>  <p>Revisiting previous learning after a gap.</p>	<p>PE Continue to practise the dance you have created and see if you can add more moves.</p> <p>Friday:</p> <p>PSHE, lesson:</p> <p>Have a look at the Votes for school’s PowerPoint and then Log on afterward and have your say! https://voice.votesforschools.com/college/login/pupil</p> <p>Art</p> <p>Think back to your research from earlier in the week about how religions use art. See if you found any nice images of painting, sculptures or mosaics and try to copy this onto paper using pens, paints or collage. Whatever you have at home to try and recreate the image.</p>