




Engayne home learning planning framework

This is the plan for a learning sequence, within each box is the information and resources you need for the sequence and are spilt into sessions.





Down the left hand side of the page are the metacognitive strategies we have been teaching the children that are particularly important to home learning.

<p><u>Metacognitive strategies</u></p> <p>The learning sequence in the next two columns is spilt into a number of sessions. Each session will have a main metacognitive focus but will often include other elements as well. The metacognitive strategies are listed below.</p>	<p><u>Literacy Tasks (offline and online)</u></p>  <p>Main learning objective:</p> <p>To be able to write a play script using a narrator to add detail and description.</p> <p>To be able to use adverbs for stage directions (about speech).</p> <p>Please email a copy of your playscript on Thursday.</p>	<p><u>Maths - Task (offline and online)</u></p>  <p>Main learning objective:</p> <p>To be able to compare and order angles.</p> <p>To be able to recognise and describe different triangles.</p> <p>To be able to recognise and describe different quadrilaterals.</p> <p>Please email a copy of Tuesday's Maths work.</p>
<div> <div> <p>Approach</p> <p>Activate</p>  </div> <div> <p>What is it?</p> <p>Prompting pupils to think about what they have learnt previously, that will help them with their next steps.</p> </div> </div>	<p>Monday:</p> <p>Look at the PowerPoint to see the task for Monday.</p> <p>Complete a storyboard to create a children's story involving a maximum of 4 characters. Only 2 can appear together at a time.</p> <p>Tuesday:</p> <p>Look at the PowerPoint to see the task for Monday.</p>	<p>If you finish your maths tasks quickly on any days this week, please practise your times tables.</p> <p>You can also try this game https://www.bbc.co.uk/bitesize/topics/zd2f7nb/articles/zn2y7nb/Defenders of Mathematica! </p>

Engayne home learning planning framework

This is the plan for a learning sequence, within each box is the information and resources you need for the sequence and are spilt into sessions.

Down the left hand side of the page are the metacognitive strategies we have been teaching the children that are particularly important to home learning.

<p>Explain</p>  <p>Explicitly teaching strategies to pupils and helping them decide when to use them.</p>	<p>Write a play script for the children's story that you have planned.</p> <p>Use adverbs in brackets for stage directions to ensure lots of expression when performing.</p> <p>Use a narrator to add narrative rather than relying totally on dialogue to tell the story.</p>	<p>Monday: Visit https://www.timestables.co.uk/ and work on the table you need to practice (up to a maximum of 3 tables)</p>
<p>Practise</p>  <p>Pupils practising strategies and skills repeatedly, to develop independence.</p>	<p>Use Puppet Pals app if you have it – and film the story (don't worry if you don't, you can film anyway).</p>	<p>OR if you know your tables to 12x 12 with fast recall (within 5 seconds for each answer) test yourself here https://www.timestables.co.uk/multiplication-tables-check/</p>
<p>Reflect</p>  <p>Pupils reflecting on what they have learnt after they have completed a piece of work.</p>	<p>Remember to follow the stage directions in the script to ensure lots of expression. Make sure that the narrator reads fluency and with intonation.</p>	<p>Tuesday: Today you will be comparing and ordering angles. Watch the video https://vimeo.com/555158687 and work through the sheet carefully.</p>
<p>Review</p>  <p>Revisiting previous learning after a gap.</p>	<p>Wednesday: Look at the PowerPoint to see the task for Wednesday.</p> <p>Thursday: Look at the PowerPoint to see the task for Thursday.</p> <p>Complete your filming and watch your final edit. Give yourself a star for something you feel you did well. Can you find one or two things you could improve next time?</p> <p>Write up your evaluation. (A star and two wishes).</p> <p>Friday:</p> <p>Complete the comprehension 'Celebrating the NHS'</p>	<p>Wednesday: Today you will be recognising and describing 2D shapes.</p> <p>Watch the video https://vimeo.com/559383442 and work through the worksheet.</p> <p>Thursday:</p> <p>Today you will be recognising and describing different sorts of triangle.</p> <p>Watch the video https://vimeo.com/559393590/611c50f4a1 and complete the worksheet.</p>

Engayne home learning planning framework

This is the plan for a learning sequence, within each box is the information and resources you need for the sequence and are spilt into sessions.

Down the left hand side of the page are the metacognitive strategies we have been teaching the children that are particularly important to home learning.

	Friday: Today you will be working on recognising and describing quadrilaterals. Watch the video https://vimeo.com/560342152 and complete the worksheet.
--	--