








Engayne home learning planning framework

This is the plan for a learning sequence, within each box is the information and resources you need for the sequence and are spilt into sessions.




Down the left hand side of the page are the metacognitive strategies we have been teaching the children that are particularly important to home learning.

<p><u>Metacognitive strategies</u></p> <p>The learning sequence in the next two columns is spilt into a number of sessions. Each session will have a main metacognitive focus but will often include other elements as well. The metacognitive strategies are listed below.</p>	<p><u>Foundation Tasks</u> (offline and online)</p>  <p>Main learning objective:</p> <p>This week is world of work week.</p> <p>To understand that there is a variety of jobs for people to do.</p>				
<table border="1"> <tr> <th data-bbox="123 762 297 821">Approach</th> <th data-bbox="324 762 580 821">What is it?</th> </tr> <tr> <td data-bbox="123 821 297 1054"> <p>Activate</p>  </td> <td data-bbox="324 821 580 1054"> <p>Prompting pupils to think about what they have learnt previously, that will help them with their next steps.</p> </td> </tr> </table>	Approach	What is it?	<p>Activate</p> 	<p>Prompting pupils to think about what they have learnt previously, that will help them with their next steps.</p>	<p>Every day: TopYa! Activities</p> <p>Please refer to the squid letter re TopYa! Activities. If you would like to join in with the competition, please download the TopYa! App and follow the instructions on the letter sent out on the 20th Jan. Our school code is 23453.</p> <p>You will find a list of the activities for each week using the following link:</p> <p>https://docs.google.com/spreadsheets/d/1_T2pQoFuDb4kahVrHaWecngzOifftitSoVn_mcYhKPU/edit?usp=sharing</p>
Approach	What is it?				
<p>Activate</p> 	<p>Prompting pupils to think about what they have learnt previously, that will help them with their next steps.</p>				
<table border="1"> <tr> <th data-bbox="123 1106 297 1165">Explain</th> <th data-bbox="324 1106 580 1165">What is it?</th> </tr> <tr> <td data-bbox="123 1165 297 1326">  </td> <td data-bbox="324 1165 580 1326"> <p>Explicitly teaching strategies to pupils and helping them decide when to use them.</p> </td> </tr> </table>	Explain	What is it?		<p>Explicitly teaching strategies to pupils and helping them decide when to use them.</p>	<p>Monday:</p> <p>PE Practise throwing a tennis ball or similar underarm at a target. If you are able to hit the target each time try moving further away. You can also try using a smaller target to improve your accuracy.</p> <p>You could also do a Joe Wicks lesson (via YouTube) or activities on TopYa! You may want to set up your own circuit. Alternatively, you may want to have a go at something calmer such as a Cosmic Yoga for Kids (via YouTube).</p>
Explain	What is it?				
	<p>Explicitly teaching strategies to pupils and helping them decide when to use them.</p>				

Engayne home learning planning framework

This is the plan for a learning sequence, within each box is the information and resources you need for the sequence and are spilt into sessions.

Down the left hand side of the page are the metacognitive strategies we have been teaching the children that are particularly important to home learning.

<p>Practise</p>  <p>Pupils practising strategies and skills repeatedly, to develop independence.</p>	<p>Tuesday:</p> <p>World of work week activity 1:</p> <p>Watch the videos: https://www.bbc.co.uk/teach/class-clips-video/pshe-ks1-ks2-what-is-my-job/zrdkt39</p> <p>Have a look at all of the different jobs. Have a think about what you want to be when you are older and why.</p> <p>Write down what you want to be when you grow up and why. Reasearch the different skills needed for your chosen job.</p> <p>PSHE, lesson:</p> <p>Have a look at the Votes for school's PowerPoint and then Log on afterward and have your say!</p> <p>https://voice.votesforschools.com/college/login/pupil</p>
<p>Reflect</p>  <p>Pupils reflecting on what they have learnt after they have completed a piece of work.</p>	<p>Wednesday:</p> <p>World of work week activity 2:</p> <p>Art: Draw a outline of your head and shoulders and inside put all the things you like doing and outside things that you don't like doing. E.g. I like listening to music, relaxing, working in a team. I don't like tidying up, sitting still all day etc.</p>
<p>Review</p>  <p>Revisiting previous learning after a gap.</p>	<p>Thursday:</p> <p>World of work week activity 3:</p>

Engayne home learning planning framework

This is the plan for a learning sequence, within each box is the information and resources you need for the sequence and are spilt into sessions.

Down the left hand side of the page are the metacognitive strategies we have been teaching the children that are particularly important to home learning.

Speak to a grown up at home or a family member, ask them what job they do now and if they have ever had another job growing up. Think about why people change jobs. Have a think and write down if there are any other jobs you would like to do when you are older.

Friday:

World of work week activity 4:

Write the word Job in bubble writing on a piece of paper. Inside the letters write down as many different jobs as you can think of. E.g. Nurse, vet, doctor etc. See if you can come up with one for every letter of the alphabet.