



RE WEEK

Easter

# Lesson 1

In today's lesson we are going to find out about what Easter is and why it is important to Christians.

What do you know about Easter ? Take a few minutes to think about what you already know. Share this with your teacher or parents.

Easter is the Christian celebration of the resurrection of Jesus Christ. It is the oldest Christian tradition. It is also thought of as the most important date on the Christian calendar.

# Why is Easter important to Christians ?

It is time to look at the PowerPoint called, All about Easter. We will be learning about;

- Why Christians celebrate Easter.
- Where people celebrate Easter.
- How Easter is celebrated.
- Important days in the Easter celebration.
- The true meaning of Easter.

Your task is to write five important facts about the Easter celebration.

# Lesson 2

In today's lesson we are going to learn about The Easter story. Watch this clip which tells the story of The Christian story of Easter.

[www.bbc.co.uk › teach › class-clips-video › religious-st...](http://www.bbc.co.uk/teach/class-clips-video/religious-st...)

Discuss with a partner -

What were the important events that happened in the story ?

Can you recall some of the events that happened to Jesus in Holy Week?

# The Easter story

Now look at the PowerPoint called The Easter Story.

Today's task is to sequence the events that happened in The Easter story.

Can you cut out the pictures, mix them up and stick them in the correct order.

**The Easter Story**






The illustrations and their captions are:

- 1. **The Easter Story**: Three crosses on a hill against a sunset sky.
- 2. **Jesus arrived in Jerusalem.**: Jesus riding a donkey through a city gate.
- 3. **Judas betrayed Jesus for money.**: Judas handing a bag of money to Jesus.
- 4. **Jesus sat down to Passover meal with his friends. He told them that one of his friends would betray him.**: Jesus and his disciples at a table.
- 5. **Judas told the high priests where Jesus was and they sent the temple guards.**: A man in a purple robe talking to a man in a blue robe.
- 6. **Simon carried Jesus' cross to the hill.**: A man carrying a large wooden cross.
- 7. **Jesus was crucified.**: Jesus on a cross with a bright sun in the background.
- 8. **Jesus was placed in a tomb sealed with a stone. On the third day after his death, the stone was rolled away and Jesus had risen from the dead.**: A woman in a white robe standing in front of an open tomb.

# Lesson 3

In today's lesson we are going to be learning about the Symbols of Easter.

What do you picture when you think about Easter ?



We are going to find out what each of these symbols has got to do with the Easter story and the Christian celebration.

# The Symbols of Easter

It is now time to look at the PowerPoint called Easter symbols.

See if you can find out what each Easter symbol mean to Christians.

Today's task is to rank ten of the Easter symbols, in order of importance and decide which image you think is least important to Christians.







# Lesson 4

Have a look at these Easter cards.

Why do you think they have these pictures on them ?





In today's lesson we are going to make a card to celebrate new life and new beginnings.

We are going to make a Easter or Spring card.

There are also some Easter colouring pictures if you would like to do one.