


# English

Week 21

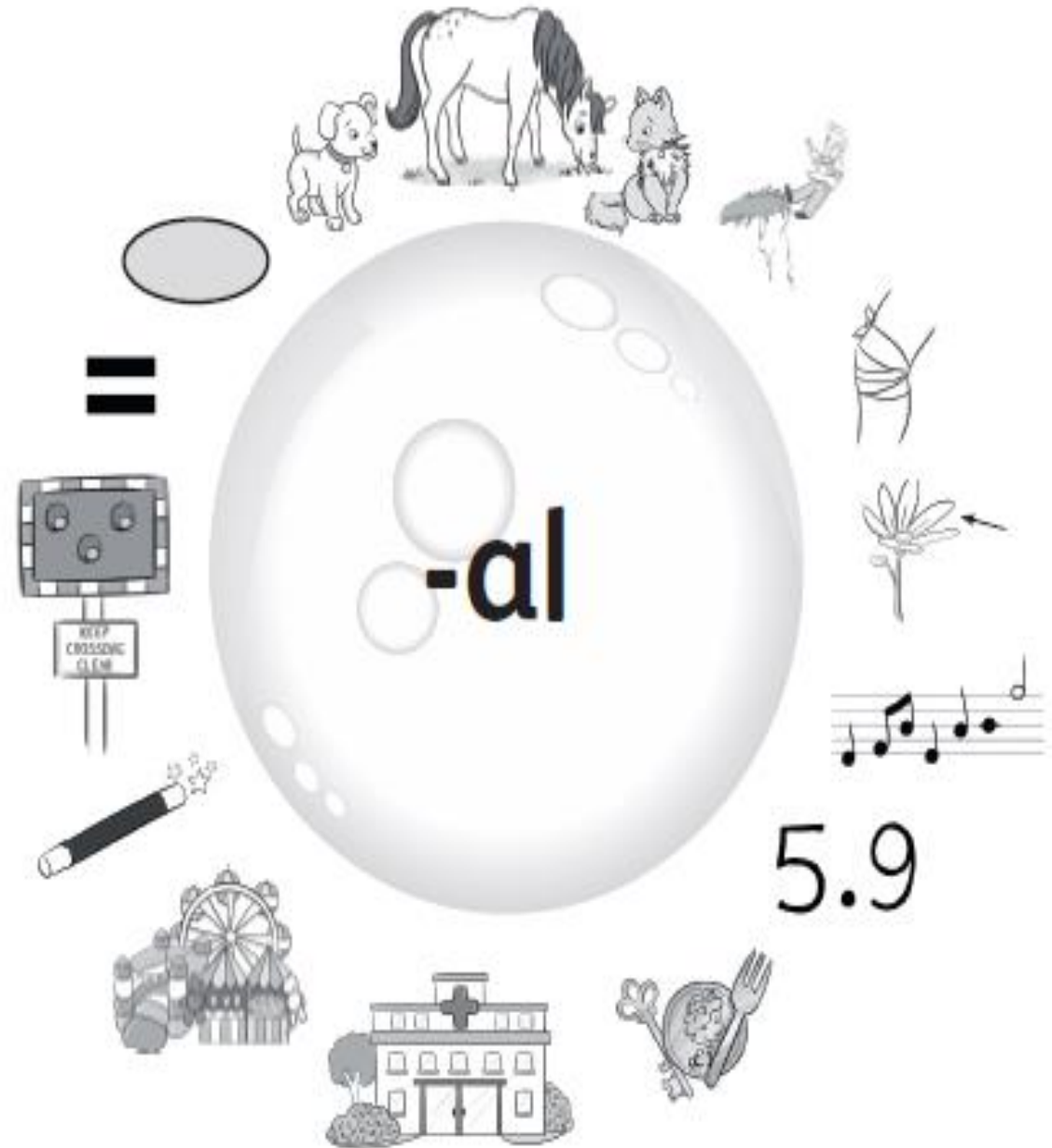


# Phonics - Lesson 1

Have a look at the pictures, do you recognise what they are?

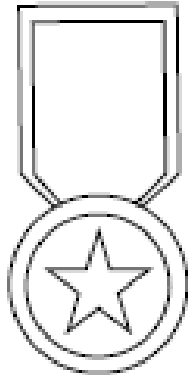

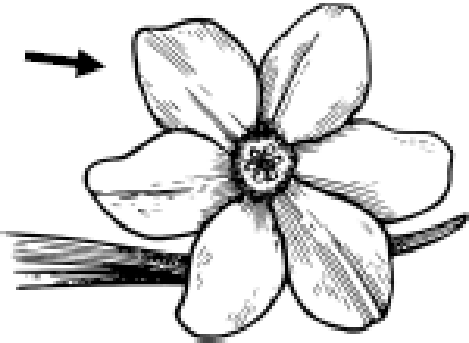



This week we are learning about words with an **al** ending.

Can you think of anymore words with an **al** ending?



# Use the sound buttons to help spell these al ending words

Can you complete the missing sounds for each '-al' word?

		
_____	o _____	_____
		
_____	_____	_____ s

# Missing Vowels

A monster has gobbled up the vowels *a, e, i, o* and *u* in these words! How many can you replace? You have 5 minutes.



\_n\_m\_l


n\_rm\_l

h\_sp\_t\_l

m\_t\_l

m\_s\_c\_l

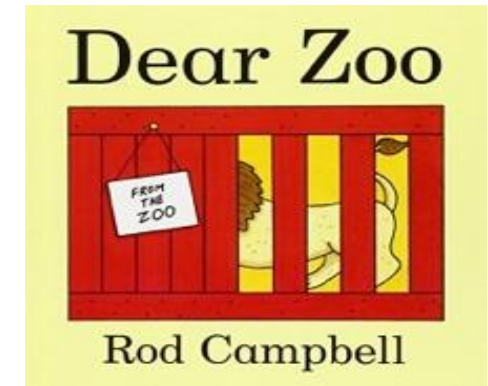
\_q\_ \_l



# English Lesson 1 - Dear Zoo

- This week we will be using the story 'Dear Zoo' to celebrate our learning during theme week. Every day, Year 2 will be thinking about different zoo animals and using the story in our learning.



If you would like to listen to the story, then use the link below:  
<https://www.youtube.com/watch?v=ZqGYWRHOV6E>




- Can you name some animals from the story?
- What do notice about the illustrations? **This is a special book because it has a lift the flap.**
- Is there an animal that you would wish for the zoo to send? **Explain why.**

# English Lesson 1 - A to Z of animals

Think about all the different animals in the world.



There are lots of different types of animals.



mammals


reptiles

birds

fish

amphibians

arthropods



Watch this video to find out more about the different animal groups-

<https://www.youtube.com/watch?v=On0SHppUNlw>

Here is a video looking at animals in the wild  
<https://www.youtube.com/watch?v=bLJw9yPusak>

Draw something beginning with each letter of the alphabet.  
It can be from any of the types of animal groups

a




b



c



d



Talk to a partner what could you draw beginning with d?

If you get stuck thinking of an animal use this link to 'Alphabetimals'

<https://alphabetimals.com/animal-dictionary>

Select the tab at the top called Animal dictionary and chose the letter of the alphabet you need.

**ALPHABETIMALS™**



# Phonics - Lesson 2

What words can you think of with an **al** ending from yesterday's lesson?

Think of a word with an **al** ending and put it into a sentence.



A carnival is so much fun and the costumes are so colourful.

On the next slide, work with a partner see how many words you can find that end in al?

Dearest General Fingal,

I hope you are feeling better after your arrival in hospital. Did you remember to bring all of your personal belongings? What about that oval mirror?

Dental care is excellent these days and I'm sure your teeth will feel back to normal soon.

I am keeping your medals locked up in the expensive metal safe at my house. I'm glad it wasn't a total waste of money!

Shall I bring your sandals when I come to visit you? They are such a regal colour – purple! I also have that historical novel that you wanted. I had a sneaky peek and the factual information of the war is spot on.

Your loyal friend,

Crystal

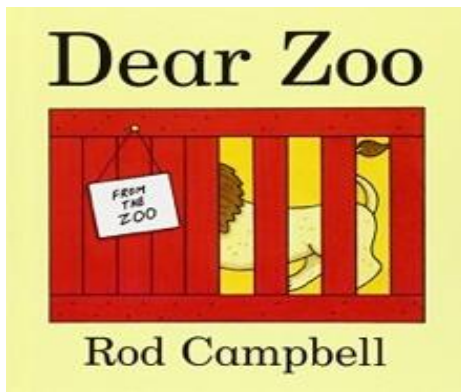


General Fingal MacDonald



Capital Dental Hospital

Capital Street

AL1 4QW



## English - Lesson 2



- Year 2 will be learning how to write an **acrostic poem** today. If we work really hard, we might even share our poems with another class at Engayne.
- An **acrostic poem** is a poem in which certain letters of each line spells out a word, name, or phrase when read vertically. Most often, it's the first letter of each line that spells out the word, but they can be placed anywhere on the line.



# Here are some examples

**B**egins with an egg.  
**U**nderneath the shell is a caterpillar.  
**T**eeth to chew through and come out of the shell.  
**T**rying to eat a lot of plants.  
**E**ach time it grows, it sheds its skin.  
**R**eaches a spot on a plant to make a chrysalis.  
**F**orms wings and antennae.  
**L**eaves the chrysalis as a butterfly.  
**Y**oung caterpillar is gone, now it is a butterfly!




Acrostic Poem



**P**layful  
**E**nergetic  
**N**odding  
**G**rowing  
**U**nbelievable  
**I**nteresting  
**N**est-building

**T**O TALLY  
**U**NHURRIED, YOU  
**R**ATHER LIKE  
**T**O BASK  
**L**AZILY,  
**E**NCASED IN SUMMER.



*From Gibber, Animal Acrostics written and illustrated  
by Raven Howell (c) 2016*

Work as a class to create an acrostic poem about animals.


You can use adjectives to describe each animals looks, movement or behaviours.

It could be;

**A**lligators snapping their sharp jaws.

**A**pes swinging from tree to tree.

What can you think of ?



# Phonics - Lesson 3

What al ending words are missing ? Write them on your whiteboard.

I banged my head and had to go to\_\_\_\_\_.

I won a shiny silver \_\_\_\_\_.

That story was so\_\_\_\_\_.

Watch this video called Spelling zone

<https://www.youtube.com/watch?v=ozZnFXJ0iYQ>

It's time to see what you have learnt so far this week, help your class to complete the quiz.

You need to work together to find the correct answer and then pick the correct spelling.





<https://www.educationquizzes.com/ks1/english-spelling/year-2-ending-with-al/>

# English - Lesson 3

Today we are going to think about calligrams.

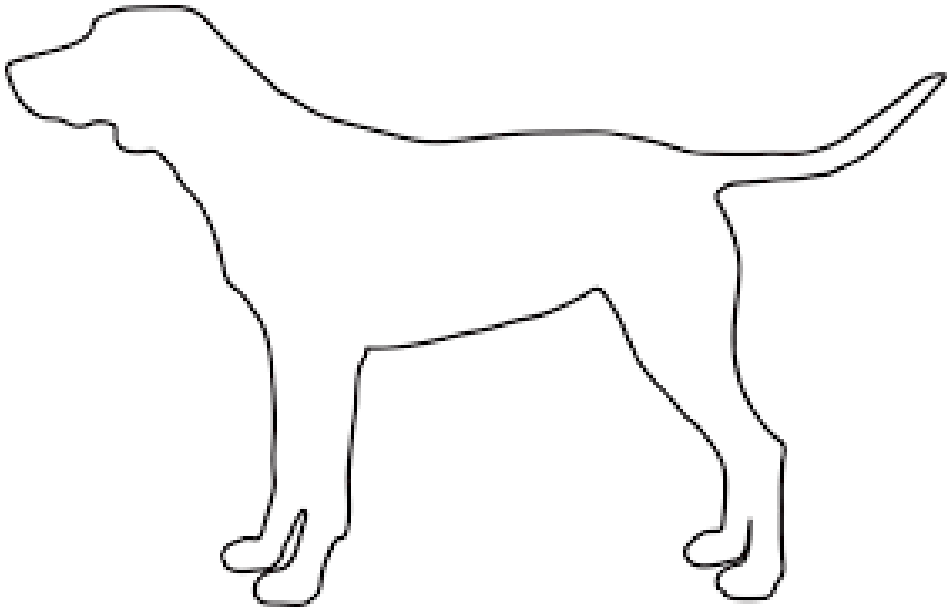
A calligram is a word that is written in the shape of what it is.





## Remember

It might help you to draw the outline in pencil of your chosen animal and then write in the word. Once you have done this, you could rub out the outline.



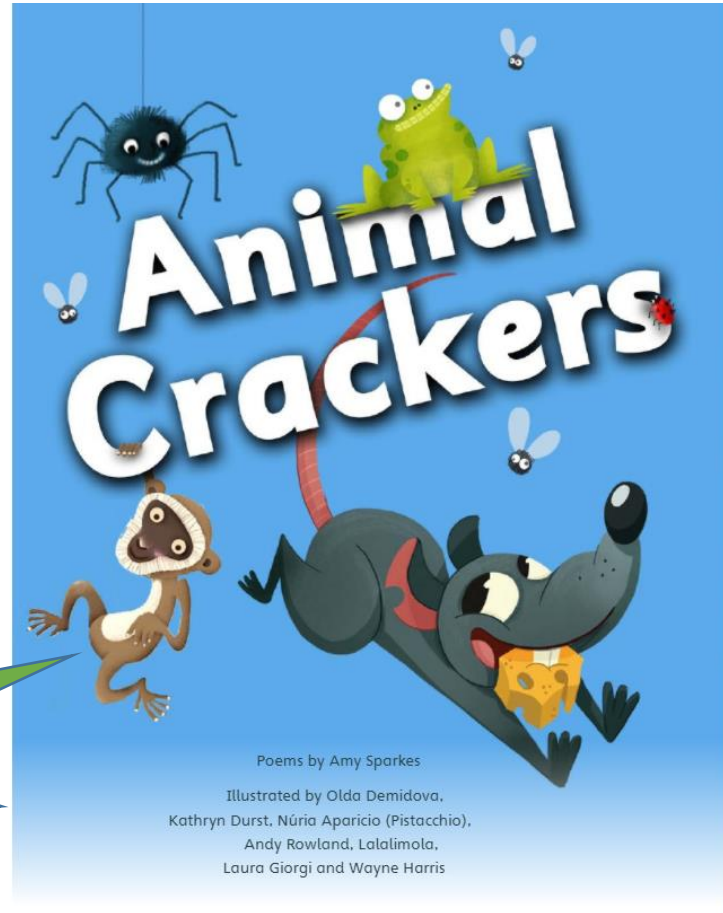
# Share some poems from 'Animal Crackers' on Bug Club

verses

repetition

rhythm

alliteration



What animal poem do you like? Why?



# Phonics - Lesson 4

Listen carefully to your teacher and write down the sentences. This is called dictation.



Can you find the missing words?

hospital  
petal  
animal  
pedal  
final  
oval  
metal  
normal  
medal  
total

a	h	y	n	p	p	e	t	a	l	t	y
o	x	a	o	o	f	q	c	z	k	o	u
z	t	c	r	m	p	d	w	q	m	t	g
x	m	y	m	o	j	a	n	i	m	a	l
p	e	d	a	l	m	x	v	y	a	l	j
o	t	h	l	y	e	y	f	i	n	a	l
h	a	k	z	s	d	u	h	i	a	a	d
y	l	j	m	c	a	o	l	g	d	q	m
i	a	p	i	q	l	o	v	a	l	q	j
r	c	p	w	h	o	s	p	i	t	a	l

# English - Lesson 4

Today you will continue doing Guided Reading.

You will be reading as a class and taking it in turns to answer questions.

