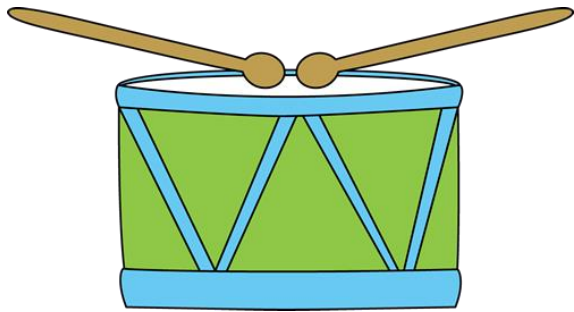





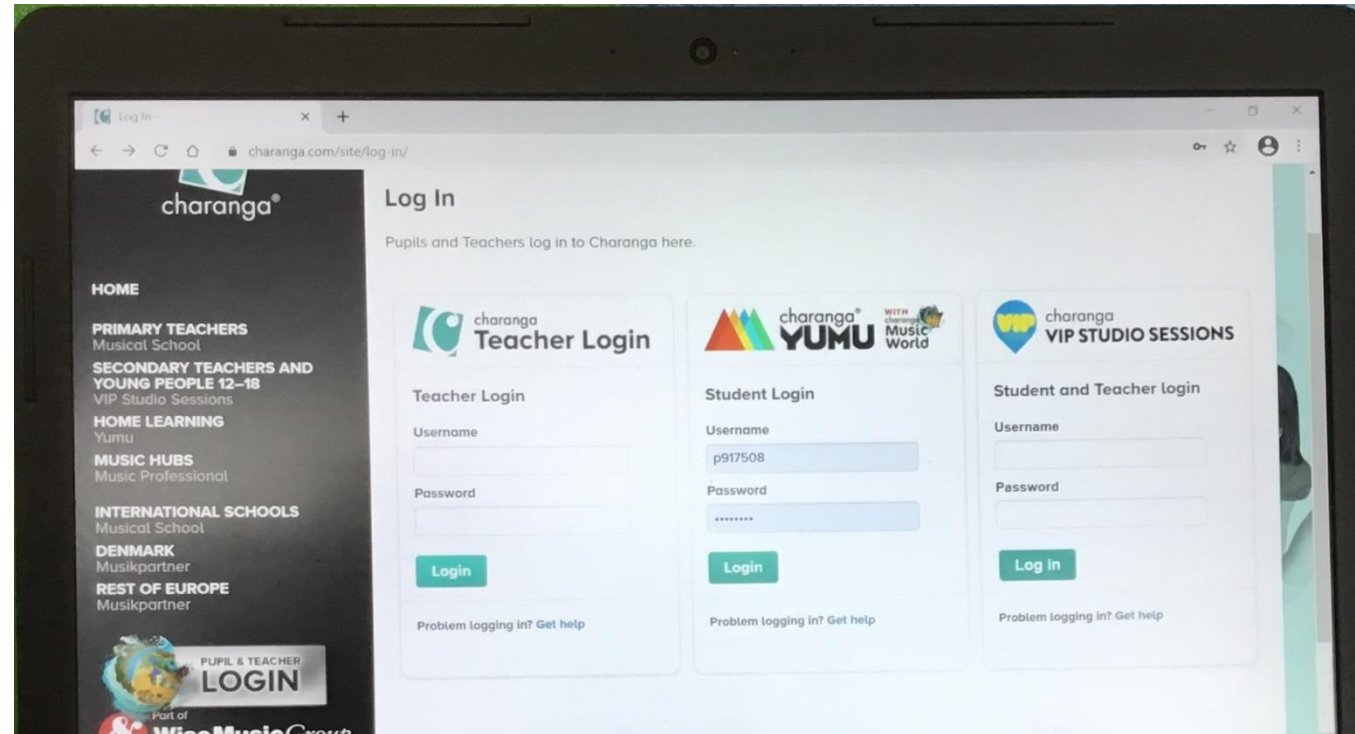
# Charanga music



Zootime



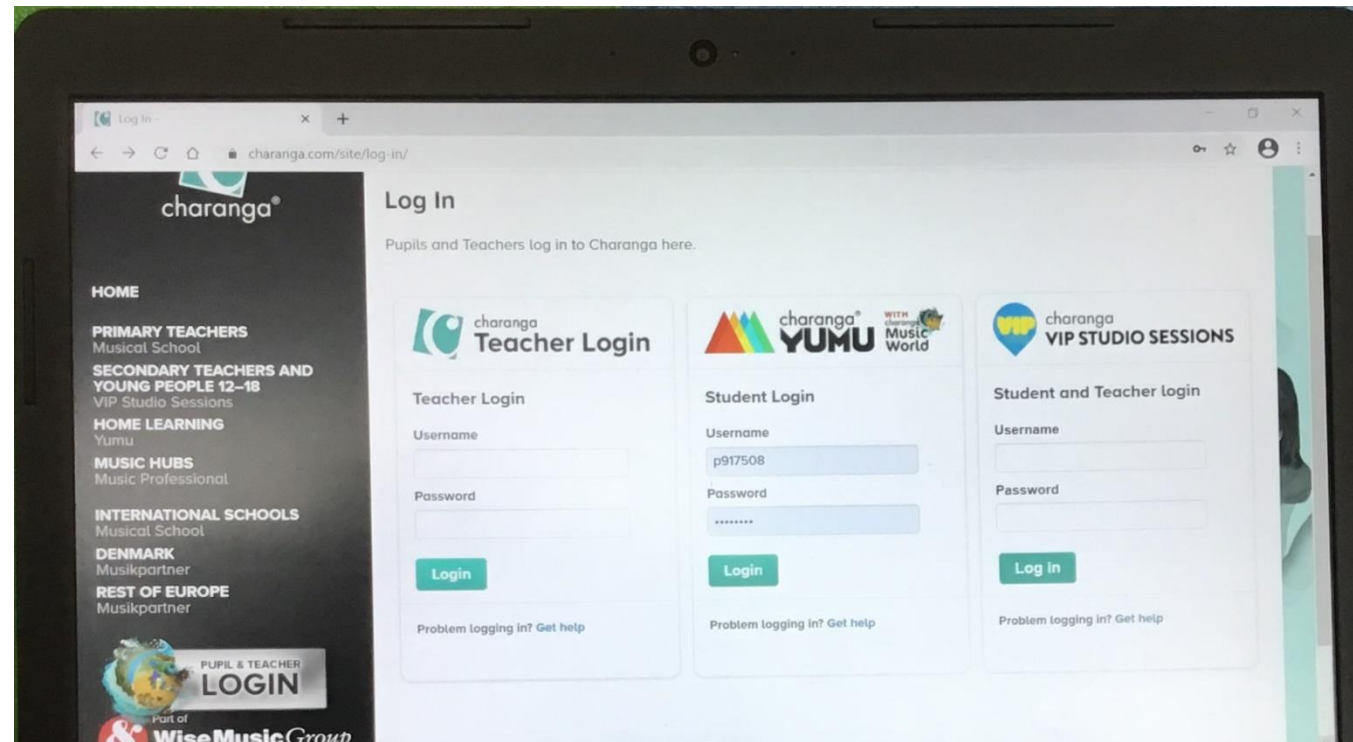
# Use google chrome to search for Charanga login



# Your Charanga student login is



Username: p917508 Password : serenade



Click on the picture of the animals to start the activities in the Zootime unit.



This Zootime unit has 6 lessons,  
try to log on everyday.



The screenshot shows the Charanga YUMU website interface. At the top left is the logo with the text "charanga YUMU". At the top right, it displays "POINTS: 5700", "LOG OUT", and "HELP". Below the header, there is a breadcrumb "Home >". The main heading is "Zootime". On the left side, under the heading "Lessons", there are six buttons labeled "LAUNCH Step 1" through "LAUNCH Step 6". On the right side, under the heading "Overview", there is a section titled "Scheme At Home for Ages 6-7". The text below this title reads: "The Scheme At Home Package contains all the activities that your child will be doing in class. This will allow your child to continue with their music-making even if they're not able to be in school." Below this text, it says: "Each step is usually one lesson, so unless the teacher has suggested otherwise, complete one step each week. Click on the launch button on the left hand side to get started." To the right of the text is a colorful illustration of three cartoon animals (a brown one, a yellow one, and a white one) standing in a grassy area with trees in the background. The word "ZOOTIME" is written in large, bold, yellow letters at the top of the illustration.

Click on the activities to start

The screenshot displays the Charanga YUMU website interface. At the top left, the logo features a colorful mountain range icon next to the text 'charanga® YUMU'. On the top right, the user's score is shown as 'POINTS: 5700', along with 'LOG OUT' and 'HE' buttons. Below the header, a navigation bar includes a blue button labeled 'Back to the menu' and the text 'Step 1'. The main content area is a light gray background with a large teal logo consisting of a stylized 'C' and 'O' shape, with the word 'charanga®' written below it. On the right side, a vertical list of activity options is visible, each with a radio button:

- Listen and Appraise - Zootime
- Warm-up Games - Zootime
- Flexible Games Track - Zootime
- Replacement Activity for Zootime
- Learn to Sing the Song - Zootime
- Signed Song - Zootime
- Perform the Song - Zootime

There are questions, song lyrics and information about this song to look at. Press the triangle play button and have fun.



← Back to the menu **Step 1**

Listen and Appraise - Zootime

- Listen and Appraise - Zootime
- Warm-up Games - Zootime
- Flexible Games Track - Zootime
- Replacement Activity for Zootime
- Learn to Sing the Song - Zootime
- Signed Song - Zootime
- Perform the Song - Zootime

**How does this song make you feel ?**

**Does this song tell a story ?**

**What does the song make you think of?**

**How old is this piece of music ?**

Think about these questions while you listen to the music, and try and find and move to the pulse. Click the play button below to start the music.

# Song lyrics

← Back to the menu

Step 1

Count in

Intro

Verse 1

Aardvarks! See the aardvarks!  
They are drinking cans of coke!  
Aardvarks! See the aardvarks!  
They are drinking cans of coke!  
Big baboons in party hats  
Big baboons in party hats  
Aardvarks! See the aardvarks!  
They are drinking cans of coke!

Intro

Verse 2

Listen and Appraise - Zootime

Warm-up Games - Zootime

Flexible Games Track - Zootime

Replacement Activity for Zootime

Learn to Sing the Song - Zootime

Signed Song - Zootime

Perform the Song - Zootime



Practise the signed version of Zootime.  
Well done you are all finished for the day.



The screenshot shows a video player interface. At the top left, there is a button labeled "Back to the menu". In the center, the text "Step 1" is displayed. The main video area shows a woman with long brown hair, wearing a pink patterned shirt and blue pants, sitting cross-legged on a green mat. She is signing with her hands. Surrounding her are several stuffed animals: a leopard, a giraffe, a lion, a tiger, a penguin, and a small dog. The mat is set on a grassy area. In the bottom left corner of the video, the text "Melodysigns" is visible. On the right side of the video player, there is a list of activities:

- Listen and Appraise - Zootime
- Warm-up Games - Zootime
- Flexible Games Track - Zootime
- Replacement Activity for Zootime
- Learn to Sing the Song - Zootime
- Signed Song - Zootime
- Perform the Song - Zootime

Log on tomorrow to look at step 2

