
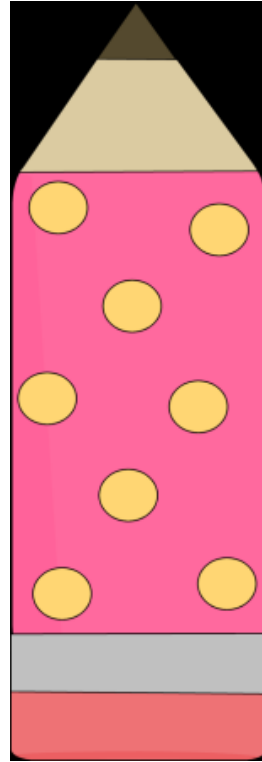



Art week



Lesson 1 - Colours, feelings and emotions

In today's lesson you are going to think about colours.

Do you have a favourite colour ?

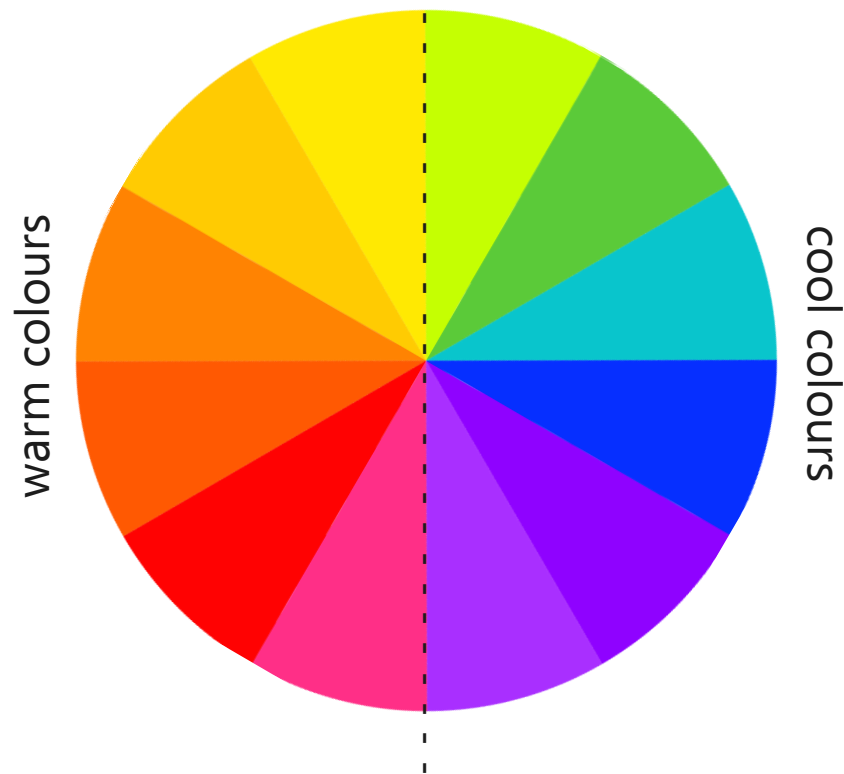
All of the beautiful colours make each of us think of different things, places, people, objects and feelings.

Colours can be described as warm or cool colours.



Warm and Cool Colours

Here are warm and cool colours.





Warm Colours

Red, orange, and yellow are warm colours. They make us think of sunny, warm and cosy things.



Cool Colours

Green, blue and purple are cool colours. They make us think of fresh, calm and chilly things.



Colours, feelings and emotions


We are going to think of four different colours for today's task.

How does each colour make you feel ?

What does it remind you of ?

You will need a piece of paper, a pencil and crayons,
pencils or felt tips.

Fold your piece of paper in half and in half again so that you have four rectangles to draw in.



Let's get started...

You will need to write the name of the four colours you have chosen, one in each box.

Now you can draw and write what each colour makes you feel like and what it makes you think about.

Look at the example and complete your own one.



Lesson 2 - Wassily Kandinsky

You are going to be learning about a famous artist called Wassily Kandinsky this week.

You will learn about his life, his paintings and the style of his art work.

Wassily Kandinsky



Wassily Kandinsky was a Russian painter. Many people think he was the first abstract artist.



Abstract Painting
by Wassily Kandinsky

All about Wassily Kandinsky

(1866 - 1944)

Russian



Wassily Kandinsky was born in Russia, in 1866. When he grew up, he worked as a teacher at a university but it didn't make him happy.

When he was 30, he left his job and went to art school. He found art school easy and was very good at his studies.

Kandinsky thought a lot about what colours mean and how they make people feel. He believed that colours had a soul.



Wassily Kandinsky

All about Wassily Kandinsky

(1866 - 1944)

Russian




He was the first painter to stop painting pictures of things and instead paint just using colours and shapes. He believed that this let him paint honestly about his feelings.

Often Kandinsky would listen to music while he painted and try to paint what he heard.

Other painters learned a lot from Kandinsky's ideas.



Composition VIII (1923)





Swinging (1925)







Red Spot II (1921)

Photo courtesy of Sharon Mollerus (@flickr.com) - granted under creative commons licence - attribution



Creating a picture in the style of Kandinsky

- Step 1 - Draw lots of different shapes and lines in pencil.
- Step 2 - Colour in the shapes with water colour pencils or colouring pencils.
- Step 3 - If you have used water colour pencils you can use water and a paintbrush and create a background wash.
- Step 4 - When it has dried, draw over all of the shape outlines and lines with a black felt tip.





Here are some examples from Y2 last year.



Lesson 3 - Kandinsky

- Using any art, craft or materials you would like can you recreate Kandinsky's circles.



- It is called Colour study - Squares with concentric circles.

Here are some examples from Y2 last year.



Lesson 4 - Kandinsky fact file

Let's see what you have learnt about Wassily Kandinsky this week. Look at the PowerPoint about Kandinsky again, can you help fill in the missing words ?

Can you find the answers to these questions and tell your grown ups.

What country was Wassily Kandinsky from ?

When was Wassily Kandinsky born ?

What style of painting was he famous for ?

What did he like to do while he painted ?

Can you name one of his paintings ?