

Session 4: Reviewing the photographs

To evaluate the photos taken in the previous session


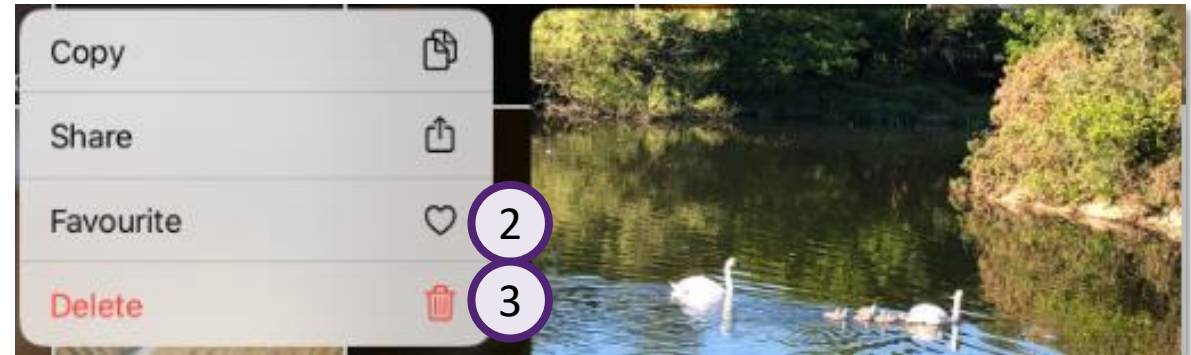


Let's do

You are going to review the pictures you have taken using the Photos app.

1. Open the Photos app.
2. 'Favourite' your best photo by pressing on it and choosing 'Favourite'.
3. Delete any you don't think are good enough.

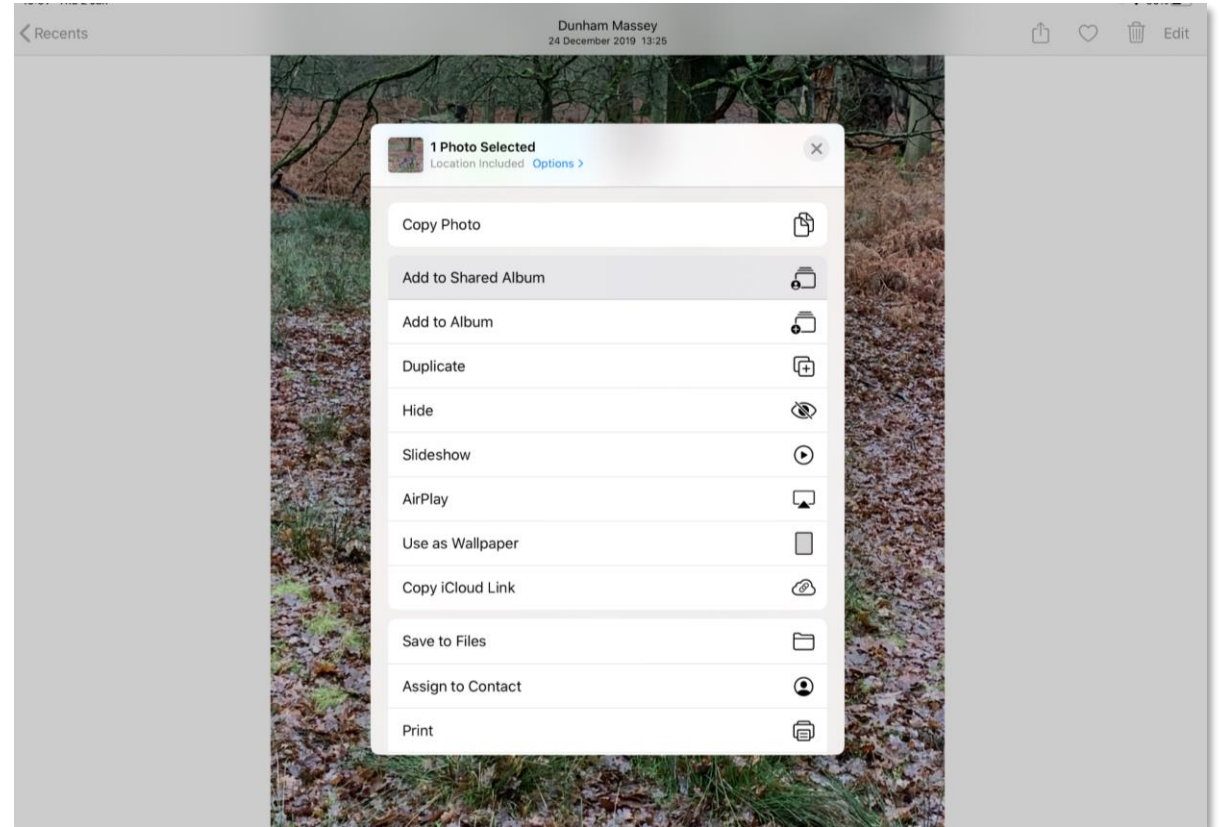
The images you have favourited will have a heart symbol in the corner.





Let's do

1. Add a photo to the shared album. Do you remember how to do this?
2. Repeat this so that you have five pictures that you like in the shared album.



Images are stored as sequences of numbers. When you share them in a shared album you are making a copy of these sequences from one type of computer memory to another.



Let's review

Look through the photographs.

1. Talk about why you chose these photos for the shared album.
2. What do you think about the photos?
3. Are there any photos which seem very distinctive?
4. Why are they distinctive?
5. Are there photos which are good examples of you following the ideas for what makes a good photo from Session 1?

