


# English

Week 1



# Phonics - Lesson 1

Today we are going to learn about words with a silent **w**.

A silent **w** always comes before the letter **r**.

Look at the pictures and sound out the words.

When you say the words you don't pronounce the **w**.

When you write the words you have to write **wr**



Let's wrestle  
with **wr**  
words !

# Words containing 'wr'



wrap



wrapper



wreath



wreck



wren



wrench



wring



wrist

wrestle



write

wrong



# Task -

Have a look at the pictures, can you guess what they are?

Can you think of an action for each word?


Remember they all start with the letters **wr**

Practise spelling each word



# English - Lesson 1

This week we will be learning the story of 'Yeh Hsien'. It is a traditional Chinese fairy tale.



What is a fairy tale? Can you name some fairy tales that you might have read before?

- Listen carefully to the story of 'Yeh Hsien'.
- Have you heard this story before? What does it remind you of?



Can you try  
and get a  
house point  
and answer the  
questions from  
the story?



- **Who** are the good and bad characters in the story? Explain why?
- **Where** does the story take place?
- **What** does the Stepmother and King do?
- **Why** does Yeh Hsien leave the festival?
- **How** does Yeh Hsien feel at the beginning, middle and end of the story?



Can you perform your version of the story to someone else?

Remember; when performing to an audience you need to:

- Have a loud, clear voice
- Use expression on your face
- Move your body around (do not be like a statue)
- **Challenge**- Can you perform the story as a mime where there is no talking in your performance? Can your audience still understand what is happening in the story?

# Phonics - Lesson 2

Look at the pictures and  
write the words  
beginning with **wr**

Can you put the words  
into a sentence ?





# Sentence Doctor

Some of the words in this sentence have been spelt incorrectly.  
Can you race against the clock to make it better again ?


**The rapper got stuck around the  
trunk of the rinky elephant. The  
restler riggled it off but wasn't sure  
if he had got it rite or rong. The little  
ren recked his hard work by  
rapping it round again!**



# English - Lesson 2


- What was the story that we were reading yesterday?
- Can you explain what happened in the story?
- Is there another story that is similar?

This lesson we are going to be thinking about the similarities and differences between Yeh Hsien and Cinderella.




<https://www.youtube.com/watch?v=xpacm4ET-Cs> Part 1

<https://www.youtube.com/watch?v=raqCNujgE38> Part 2



Do you have a favourite?

First, listen to both parts of 'Yeh Hsien' again.



Then, listen to the story of 'Cinderella'

Task - Draw a grid in your books with one side saying similarities and the other saying differences.

Similarities	Differences

Fill in at least three similarities and three differences between the story Yeh Hsien and Cinderella.

### Challenge

Write two sentences underneath about the two stories that include adjectives (describing words) and a conjunction (for example; and, but, because, or, when)

# Phonics - Lesson 3

Today we are going to complete some sentences using the **wr** words that we have learnt so far this week.

Tell a partner which **wr** words you can remember.

Read the sentences with a partner and decide which words make the sentences make sense.

The sweet \_\_\_\_\_ was sticky.



A brown \_\_\_\_\_ ate the bread.



The elephant had very \_\_\_\_\_ skin.



I got the sum \_\_\_\_\_.



She was a \_\_\_\_\_.



I put my watch on my \_\_\_\_\_.



I \_\_\_\_\_ with my pencil.



The snake was very \_\_\_\_\_.



The \_\_\_\_\_ was under the sea.



wrong	write	wren
wrist	wrinkly	wrestler
wriggly	wreck	wrapper



## English - Lesson 3



Today you are going to be creating your own puppets from the 'Yeh Hsien' story. We will be using the puppets to retell the story.

These can be stick puppets, finger puppets or hand puppets. It is up to you.

You will be working in small groups. Each person in your group has to make one different puppet each.

Here are some pictures of the characters to help you.



*Stepmother*



*Fish*



*King*

Do not forget  
a Narrator!



*Yeh Shen*



*Stepsister*



*Old Man*



*Servant*

## Challenge

Can you write out a play script for the story of 'Yeh Hsien' where you write what each of the characters say?

You can take it in turns to decide what each character will say and use your puppet to help you. Each character could use a different colour to write their part of the script.



For example:

Narrator: Once upon a time there was a lonely girl called Yeh Hsien who was very sad but very kind. She lived with her Stepmother and stepsister who were very unkind to her.

Stepmother: Go and get some water from the pool.

Stepsister: I am so hungry, get me some food.



# Phonics - Lesson 4

Today we are going to play a game.


Spin the wheel and read the word.

Does it have a silent k or a silent w ?

Which colour do you think it will land on next ?

Can you make up a sentence with some of the words ?

<https://wordwall.net/resource/9370327/kn-and-wr-words-og>



# English - Lesson 4

Using your puppets and script from yesterday, perform your version of 'Yeh Hsien' to everyone.

Make sure every character is included in the story.

Remember to use a loud voice so our audience can hear you and the story is in the right order.

If you are the audience, can you say three things that each group have done well and one thing to improve on for next time?

If the weather is dry then we might take our scripts and perform outside!

# Phonics - Lesson 5

Today we are going to look at alien words.


Use your phonic knowledge to read what the aliens are saying.

Look out for digraphs, trigraphs and split digraphs.

How many words can you get right ?



floy



daib



joud



wieg



jie




dea



deaby



denoy



moyn




chirt




firl



mird



penue



ganue



zaw




dawt



wheck




wheeb



whonf



phot



dalpha




jephew




irew




coes



goel



vaul



baunted




ronkey



haney




malley



chamney




vate



gabe



pede



geme



drime

# English - Lesson 5

Today, Year 2 will be doing some Guided Reading. Your teacher will tell you when it is your turn to read with them. You will be reading in a group and taking it in turns to read aloud.



# English - Lesson 5

**Cinderella**



a w c p a l a c e j k l  
m n b p q r a t u c w s  
y z a b s s e f g o i l  
k c l o c k q r s a u i  
s x l z y b q g e c h p  
i j k l h n o p l h s p  
u v o x o z a o c j e e  
g h i p r i n c e p q r  
s t j v s f y z a t k s  
c i n d e r e l l a o p  
q r s t s v w x y z a b  
c k e f i h i b k l m n

ball  
cinderella  
clock  
coach

horses  
palace  
prince  
slippers



You might be asked to complete a 'Cinderella' Word search or some Comprehension questions about the story before you read with your class teacher.