

A dark blue circle is centered on the page. Inside the circle, the text "Year 2" is written in a large, white, sans-serif font. Below it, the words "Phonics Screening" and "Check" are written in a smaller, white, sans-serif font, stacked on two lines.

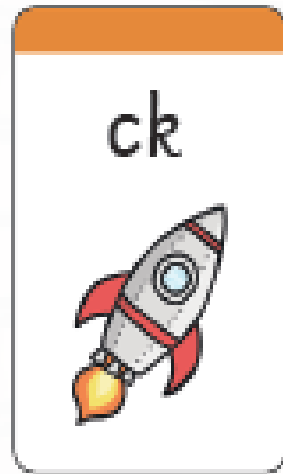
Year 2

Phonics Screening
Check

Phonics Lesson 1

This week we will be looking at Phases 2 to 5. We will be doing lots of practise and games to help blend and read words.

What words can you think of that have these digraphs in ?



My Phase 3 Sound Mat

j 	v 	w 	x 	y 	z 	zz 	qu 
ch 	sh 	th 	ng 	ai 	ee 	igh 	oa 
oo 	oo 	ar 	or 	ur 	ow 	oi 	ear 
air 	ure  Pure	er 					

Play Give us a clue

Phase 4 Blends and Clusters

st



nest

nd



hand

mp



lamp

nt



tent

nk



ink

ft



gift

sk



tusk

lt



belt

lp



help

lf



shelf

lk



milk

pt



script

xt



text

tr



tree

dr



drink

gr



grandpa

cr



crab

br



brush

fr



frog

bl



black

fl



flag

gl



glasses

pl



plum

cl



clown

Phase 4 Blends and Clusters

sl



sleep

sp



spoon

st



starfish

tw



twins

sm



smell

pr



printer

sc



scarf

sk



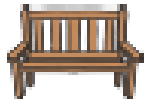
skunk

sn



sniff

nch



bench

scr



screen

shr



shrimp

thr



thread

str



string

My Phase 5 Sound Mat

ay



ou



ie



ea



oy



ir



ue



ue




aw



wh



ph



ew



ew



oe



au



ey



a-e



e-e*



i-e



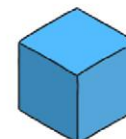
o-e



u-e



u-e



*even

Play Buried treasure and see how many phonemes, digraphs and trigraphs you can spot.

<http://www.phonicsplay.co.uk/BuriedTreasure2.html>



Phonics - Lesson 2

Today we are going to be looking at split digraphs. A split digraph is the sound made when two vowels are separated by a consonant.

There are 5 vowels - **a e i o u**

Watch the video clip about split digraphs.

<https://www.youtube.com/watch?v=L7faYbILI1s>

Split Digraph

2 letters that join together to make a single sound, but have other letters between them


e.g. **a-e, e-e, i-e, o-e, u-e**



bone



cube



mice




























cake



sphere

Work with a partner to spell some of these words using split digraphs.

Split Digraphs Table

o-e		e-e		u-e		a-e		i-e	
									
									
									
									
									

Phonics - Lesson 3

What split digraphs can you remember ?

Join in with the game Quick read split digraph game PowerPoint.
Watch out for those aliens with their strange words.



Play the game Random wheel split digraphs

<https://wordwall.net/resource/9728594/english/split-digraphs>

Phonics - Lesson 4

Today we are going to read some more real and alien words.

What do these words say ?

day

snemp



slide

blurst



newt

spron



phone

stroft



Play the game Reading Robot

<https://www.phonicsplay.co.uk/resources/phase/5/reading-robot>

Phonics - Lesson 5

Today we are going to play a game called Astronaut or Alien ?

Use your phonic knowledge to read what the aliens are saying.

Look out for digraphs, trigraphs and spilt digraphs.

How many words can you get right ?



If you read a real word click on the astronaut and if you read an alien word click on the alien.

<https://www.phonicstracker.com/games/AstronautOrAlien/index>