




Engayne home learning planning framework- EYFS

This is the plan for a learning sequence, within each box is the information and resources you need for the sequence and are spilt into sessions.





Down the left hand side of the page are the metacognitive strategies we have been teaching the children that are particularly important to home learning.

<p><u>Metacognitive strategies</u></p> <p>The learning sequence in the next two columns is spilt into a number of sessions. Each session will have a main metacognitive focus but will often include other elements as well. The metacognitive strategies are listed below.</p>	<p><u>Phonics</u> Tasks (offline and online)</p> <p>Main learning objective: To recognise oi, ear, air, ure sounds.</p>	<p><u>Topic - Task</u> (offline and online)</p> <p>Independence and Health and Self-care are key elements to learning within Reception. During this time at home, activities such as getting dressed independently, using a knife and fork, opening a piece of fruit are all skills the children would be learning in school. Alongside this, <u>play</u> is also very important. It might be imaginative role play, taking turns and sharing or building and construction. Please allow time for these activities.</p>
<p>Approach</p> <p>Activate</p>  <p>What is it?</p> <p>Prompting pupils to think about what they have learnt previously, that will help them with their next steps.</p>	<p>Before each phonic session listen to the phonics song</p> <p>https://www.youtube.com/watch?v=BELIZKpi1Zs</p> <p>Your child will be allocated some activities on bug club linked to the phonic sounds this week.</p> <p>The tricky words for this week are 'you'. Please show your child these words throughout the week.</p>	<p>1. Design a rocket using a range of junk modelling materials. Paint or use foil to decorate your rocket.</p> 
<p>Explain</p>  <p>Explicitly teaching strategies to pupils and helping them decide when to use them.</p>	<p>Monday – oi</p> <p>Practise saying the sound. Go on a sound hunt at home and see how many things you can see with this sound. Try writing this sound down on a piece of paper or a whiteboard. Did you</p>	<p>2. Make a paper plate aliens. Be as creative as you like!</p>

Engayne home learning planning framework- EYFS

This is the plan for a learning sequence, within each box is the information and resources you need for the sequence and are spilt into sessions.

Down the left hand side of the page are the metacognitive strategies we have been teaching the children that are particularly important to home learning.

<p>Practise</p>  <p>Pupils practising strategies and skills repeatedly, to develop independence.</p>	<p>hold your pencil correctly and form the letters starting in the correct place?</p> <p>Practise writing the sentence: The fish is in the foil.</p> <p>Tuesday – ear</p>	
<p>Reflect</p>  <p>Pupils reflecting on what they have learnt after they have completed a piece of work.</p>	<p>Practise saying the sound. Go on a sound hunt at home and see how many things you can see with this sound. Try writing this sound down on a piece of paper or a whiteboard. Did you hold your pencil correctly and form the letters starting in the correct place?</p> <p>Practise writing the sentence: I can hear with an ear.</p> <p>Wednesday - air</p>	<p>3. Ordering the planets- cut out the planets and stick them in the correct order.</p>
<p>Review</p>  <p>Revisiting previous learning after a gap.</p>	<p>Practise saying the sound. Go on a sound hunt at home and see how many things you can see with this sound. Try writing this sound down on a piece of paper or a whiteboard. Did you hold your pencil correctly and form the letters starting in the correct place?</p> <p>Practise writing the sentence: Her hair is long.</p> <p>Thursday – ure</p> <p>Practise saying the sound. Go on a sound hunt at home and see how many things you can see with this sound. Try writing this sound down on a piece of paper or a whiteboard. Did you hold your pencil correctly and form the letters starting in the correct place?</p>	

Engayne home learning planning framework- EYFS

This is the plan for a learning sequence, within each box is the information and resources you need for the sequence and are spilt into sessions.

Down the left hand side of the page are the metacognitive strategies we have been teaching the children that are particularly important to home learning.

Practise writing the sentence: That is the cure.

Friday –

<https://www.youtube.com/watch?v=ri4u0TjAZ38>

Pause the song and write some tricky words.

Can you use a tricky word in a sentence?