





Engayne home learning planning framework- EYFS

This is the plan for a learning sequence, within each box is the information and resources you need for the sequence and are spilt into sessions.




Down the left hand side of the page are the metacognitive strategies we have been teaching the children that are particularly important to home learning.

<p>Metacognitive strategies</p> <p>The learning sequence in the next two columns is spilt into a number of sessions. Each session will have a main metacognitive focus but will often include other elements as well. The metacognitive strategies are listed below.</p>	<p>Literacy Tasks (offline and online)</p>  <p>Main learning objective: To listen carefully to a story and recall main events.</p> <p>Please send an email/ evidence me with photos of the highlighted activities only.</p> <p>Literacy – Submit by Friday 4th February</p>	<p>Maths - Task (offline and online)</p>  <p>Main learning objective: To be able to combine 2 groups.</p> <p>Please send an email/ evidence me with photos of the highlighted activities only.</p> <p>Maths- Submit by Friday 4th February</p>
<p>Approach</p> <p>Activate</p>  <p>What is it?</p> <p>Prompting pupils to think about what they have learnt previously, that will help them with their next steps.</p>	<ol style="list-style-type: none"> Listen to the story 'Man on the Moon (a day in the life of Bob)' by Simon Bartram. Discuss Bobs daily routine. Where does Bob go in the story? https://youtu.be/WnchCZ1OSC5 Draw a picture of Bob and one setting (rocket, house, moon, bath, bed). Write a sentence about where Bob is. Eg- Bob is in bed. Ask your child to read over their sentence, to check it makes sense. 	<ol style="list-style-type: none"> Watch and discuss the White Rose power point in the resources folder. Look at the I Spy power point pictures in resources. Play a game of 'What can I see? There is a group of 2 big ones and a group of 3 small ones. What is it?' Encourage your child to write a number sentence to match, $3 + 2 = 5$.
<p>Explain</p>  <p>Explicitly teaching strategies to pupils and helping them decide when to use them.</p>	<ol style="list-style-type: none"> Draw a story map to show Bob's day. Where did Bob start his day? What did he do next? Space picture- Look at the picture (resource folder) and encourage your child to talk about what they can see. Your child can now write a sentence. (eg The man is on the 	<ol style="list-style-type: none"> Use a dice to explore the concept of one more and one less. Roll a dice and ask the children to say one more or one less than that number. Use a coat hanger and some pegs- Ask your child to put 6 pegs onto the hanger. Explore how their numbers can be partitioned in different ways. Repeat this with 7 pegs and then 8 pegs.

Engayne home learning planning framework- EYFS

This is the plan for a learning sequence, within each box is the information and resources you need for the sequence and are spilt into sessions.

Down the left hand side of the page are the metacognitive strategies we have been teaching the children that are particularly important to home learning.

<p>Practise</p> 	<p>Pupils practising strategies and skills repeatedly, to develop independence.</p>	<p>moon). They might need some reminding to use finger spaces and encouragement to listen carefully to the sounds in each word.</p> <p>5- Design a new top for Bob. Think about the pattern or pictures you will draw on it. Once it is finished, tell an adult about the colours and designs you have chosen.</p>	<p>5. Use board games at home (eg Snakes and Ladders) and encourage your child to roll 2 dice and combine the numbers to get their total. Alternatively use dominoes (if you have them) and total both sides of the dots. Enjoy!</p>
<p>Reflect</p> 	<p>Pupils reflecting on what they have learnt after they have completed a piece of work.</p>		
<p>Review</p> 	<p>Revisiting previous learning after a gap.</p>		