



# Engayne home learning planning framework- EYFS

This is the plan for a learning sequence, within each box is the information and resources you need for the sequence and are spilt into sessions.




Down the left hand side of the page are the metacognitive strategies we have been teaching the children that are particularly important to home learning.

<p><u>Metacognitive strategies</u></p> <p>The learning sequence in the next two columns is spilt into a number of sessions. Each session will have a main metacognitive focus but will often include other elements as well. The metacognitive strategies are listed below.</p>	<p><u>Phonics</u> Tasks (<b>offline</b> and <b>online</b>)</p> <p>Main learning objective: To recognise igh, oa, oo (short), oo (long) sounds.</p> <p>Tricky words- we, are</p>	<p><u>Topic - Task</u> (<b>offline</b> and <b>online</b>)</p> <p><b>Independence and Health and Self-care are key elements to learning within Reception. During this time at home, activities such as getting dressed independently, using a knife and fork, opening a piece of fruit are all skills the children would be learning in school. Alongside this, play is also very important. It might be imaginative role play, taking turns and sharing or building and construction. Please allow time for these activities.</b></p>
<p><b>Approach</b></p> <p><b>Activate</b></p>  <p><b>What is it?</b></p> <p>Prompting pupils to think about what they have learnt previously, that will help them with their next steps.</p>	<p><b>Before each phonic session listen to the phonics song</b></p> <p><a href="https://www.youtube.com/watch?v=BELIZKpi1Zs">https://www.youtube.com/watch?v=BELIZKpi1Zs</a></p> <p><b>Your child will be allocated some activities on bug club linked to the phonic sounds this week.</b></p> <p><b>The tricky words for this week are 'we' and 'are'. Please show your child these words throughout the week.</b></p>	<p>1- Use a variety of materials to create a space picture by making a background of stars and then add some shapes for a rocket and other space creatures.</p>
<p><b>Explain</b></p>  <p>Explicitly teaching strategies to pupils and helping them decide when to use them.</p>	<p>Monday – igh</p> <p>Practise saying the sound. Go on a sound hunt at home and see how many things you can see with this sound. Try writing this sound down on a piece of paper or a whiteboard. Did you</p>	<p>2. Listen to the solar system song</p> <p><a href="https://www.youtube.com/watch?v=F2prtMPEjOc">https://www.youtube.com/watch?v=F2prtMPEjOc</a></p> <p>Choose a planet you would like to find out about. Do some research using the internet or a book you might have at home to find out more information about the planet. Write some key words about the planet you have chosen (cvc words children can try and write these independently)</p>

# Engayne home learning planning framework- EYFS

This is the plan for a learning sequence, within each box is the information and resources you need for the sequence and are split into sessions.

Down the left hand side of the page are the metacognitive strategies we have been teaching the children that are particularly important to home learning.

<p><b>Practise</b></p>  <p>Pupils practising strategies and skills repeatedly, to develop independence.</p>	<p>hold your pencil correctly and form the letters starting in the correct place?</p> <p>Practise writing the sentence: It is light.</p> <p>Tuesday – oa</p>	
<p><b>Reflect</b></p>  <p>Pupils reflecting on what they have learnt after they have completed a piece of work.</p>	<p>Practise saying the sound. Go on a sound hunt at home and see how many things you can see with this sound. Try writing this digraph down on a piece of paper or a whiteboard. Did you hold your pencil correctly and form the letters starting in the correct place?</p> <p>Practise writing the sentence: The goat is on a boat.</p> <p>Wednesday - oo (long)</p>	<p>2- Watch the solar system video to learn the order of the planets.</p> <p>4. Learn the space dance. <a href="https://www.youtube.com/watch?v=52pdkAMDe4">https://www.youtube.com/watch?v=52pdkAMDe4</a></p>
<p><b>Review</b></p>  <p>Revisiting previous learning after a gap.</p>	<p>Practise saying the sound. Go on a sound hunt at home and see how many things you can see with this sound. Try writing this digraph down on a piece of paper or a whiteboard. Did you hold your pencil correctly and form the letters starting in the correct place?</p> <p>Practise writing the sentence: I went to the zoo.</p> <p>Thursday – oo (short)</p> <p>Practise saying the sound. Go on a sound hunt at home and see how many things you can see with this sound. Try writing this digraph down on a piece of paper or a whiteboard. Did you hold your pencil correctly and form the letters starting in the correct place?</p>	

# Engayne home learning planning framework- EYFS

This is the plan for a learning sequence, within each box is the information and resources you need for the sequence and are spilt into sessions.

Down the left hand side of the page are the metacognitive strategies we have been teaching the children that are particularly important to home learning.

Practise writing the sentence: Look at the book.

Friday – Tricky word – we, are

<https://www.youtube.com/watch?v=ri4u0TjAZ38>

Pause the song and write some tricky words.

Can you use We and are in a sentence?