



# Engayne home learning planning framework- EYFS

This is the plan for a learning sequence, within each box is the information and resources you need for the sequence and are spilt into sessions.

Down the left hand side of the page are the metacognitive strategies we have been teaching the children that are particularly important to home learning.

Metacognitive strategies	Phonics Tasks (offline and online)	Topic - Task (offline and online)
<p>The learning sequence in the next two columns is spilt into a number of sessions. Each session will have a main metacognitive focus but will often include other elements as well. The metacognitive strategies are listed below.</p>	<p>Main learning objective: To recognise and say sounds correctly</p>	
<p><b>Approach</b></p> <p><b>Activate</b></p>  <p><b>What is it?</b></p> <p>Prompting pupils to think about what they have learnt previously, that will help them with their next steps.</p>	<p>This week the children will be recapping and applying their sound knowledge</p> <p>This week's tricky words : he, me, we, be</p> <p>Practise writing and spelling tricky words- to, no, I , go ,the, into</p>	<ol style="list-style-type: none"> <li>1. <b>Using coloured paper make a repeating pattern paper chain.</b></li> <li>2. <b>Draw your own Christmas tree. Using collage materials to add decorations to your tree.</b></li> </ol>
<p><b>Explain</b></p>  <p><b>Explicitly teaching strategies to pupils and helping them decide when to use them.</b></p>	<p>Each day follow the same structure</p> <ol style="list-style-type: none"> <li>1. Listen to the phonics song <a href="https://www.youtube.com/watch?v=BELIZKpi1Zs">https://www.youtube.com/watch?v=BELIZKpi1Zs</a></li> <li>2. Play Phonics play flash cards (phase 2/3) <a href="https://www.phonicsplay.co.uk/resources/phase/2/fla-shcards-speed-trials">https://www.phonicsplay.co.uk/resources/phase/2/fla-shcards-speed-trials</a></li> </ol>	

# Engayne home learning planning framework- EYFS

This is the plan for a learning sequence, within each box is the information and resources you need for the sequence and are spilt into sessions.


Down the left hand side of the page are the metacognitive strategies we have been teaching the children that are particularly important to home learning.

**Practise**



Pupils practising strategies and skills repeatedly, to develop independence.

**Reflect**



Pupils reflecting on what they have learnt after they have completed a piece of work.

**Review**



Revisiting previous learning after a gap.

3. <https://www.youtube.com/watch?v=TvMyssfAUx0>  
learn how to spell the tricky words – no, go, to, the, I

Monday



# Engayne home learning planning framework- EYFS

This is the plan for a learning sequence, within each box is the information and resources you need for the sequence and are spilt into sessions.

Down the left hand side of the page are the metacognitive strategies we have been teaching the children that are particularly important to home learning.

Tuesday



Wednesday

# Engayne home learning planning framework- EYFS

This is the plan for a learning sequence, within each box is the information and resources you need for the sequence and are spilt into sessions.

Down the left hand side of the page are the metacognitive strategies we have been teaching the children that are particularly important to home learning.



Can you think of anything else that can go into the sacks starting with these sounds.

Thursday

# Engayne home learning planning framework- EYFS

This is the plan for a learning sequence, within each box is the information and resources you need for the sequence and are split into sessions.

Down the left hand side of the page are the metacognitive strategies we have been teaching the children that are particularly important to home learning.



Use each of the words in a sentence. Tell your grown up the sentence.