



Engayne home learning planning framework- EYFS

This is the plan for a learning sequence, within each box is the information and resources you need for the sequence and are spilt into sessions.





Down the left hand side of the page are the metacognitive strategies we have been teaching the children that are particularly important to home learning.

<p><u>Metacognitive strategies</u></p> <p>The learning sequence in the next two columns is spilt into a number of sessions. Each session will have a main metacognitive focus but will often include other elements as well. The metacognitive strategies are listed below.</p>	<p><u>Phonics</u> Tasks (offline and online)</p>	<p><u>Topic - Task</u> (offline and online)</p>
<div style="display: flex; justify-content: space-between;"> <div style="width: 45%;"> <p>Approach</p> <p>Activate</p>  </div> <div style="width: 45%;"> <p>What is it?</p> <p>Prompting pupils to think about what they have learnt previously, that will help them with their next steps.</p> </div> </div>	<p>Main learning objective: To recognise y,z,zz,qu letters and sounds.</p>	<p>Independence and Health and Self-care are key elements to learning within Reception. During this time at home, activities such as getting dressed independently, using a knife and fork, opening a piece of fruit are all skills the children would be learning in school. Alongside this, <u>play</u> is also very important. It might be imaginative role play, taking turns and sharing or building and construction. Please allow time for these activities.</p>
<div style="display: flex; justify-content: space-between;"> <div style="width: 45%;"> <p>Explain</p>  </div> <div style="width: 45%;"> <p>Explicitly teaching strategies to pupils and helping them decide when to use them.</p> </div> </div>	<p>Before each phonic session listen to the phonics song</p> <p>https://www.youtube.com/watch?v=BELIZKpi1Zs</p> <p>Your child will be allocated some activities on bug club linked to the phonic sounds this week.</p> <p>Monday- y</p> <p>Practise saying the sound. Go on a sound hunt at home and see how many things you can see with this sound. Try writing this letter down on a piece of paper or a whiteboard. Did you</p>	<ol style="list-style-type: none"> 1. Share the PowerPoint about Christmas around the world. How do you celebrate Christmas? How is it different to people in other countries? 2. Make the front of your Christmas card. Use different materials or paints to create a Christmas picture on the front of a card.

Engayne home learning planning framework- EYFS

This is the plan for a learning sequence, within each box is the information and resources you need for the sequence and are split into sessions.

Down the left hand side of the page are the metacognitive strategies we have been teaching the children that are particularly important to home learning.

<p>Practise</p>  <p>Pupils practising strategies and skills repeatedly, to develop independence.</p>	<p>hold your pencil correctly and form the letter starting in the correct place?</p> <p>Practise reading the word <u>yes</u> together</p> <p>Tuesday- z</p>	
<p>Reflect</p>  <p>Pupils reflecting on what they have learnt after they have completed a piece of work.</p>	<p>Practise saying the sound. Go on a sound hunt at home and see how many things you can see with this sound. Try writing this letter down on a piece of paper or a whiteboard. Did you hold your pencil correctly and form the letter starting in the correct place?</p> <p>Practise writing the word <u>zip</u></p> <p>Wednesday – qu</p>	<p>3. Practise saying your line for the Christmas play in a loud, clear voice.</p> <p>4. Make your own Christmas picture. Think about different things you see at Christmas time. Can you draw a picture of these things?</p> <p>(Christmas tree, Santa, Stocking, Christmas lights)</p>
<p>Review</p>  <p>Revisiting previous learning after a gap.</p>	<p>Practise saying the sound. Go on a sound hunt at home and see how many things you can see with this sound. Try writing this letter down on a piece of paper or a whiteboard. Did you hold your pencil correctly and form the letter starting in the correct place?</p> <p>Practise reading the word <u>quiz</u> together</p> <p>Thursday – Tricky words</p> <p>Listen to the tricky word song</p> <p>https://www.youtube.com/watch?v=R087IYrRpgY</p>	

Engayne home learning planning framework- EYFS

This is the plan for a learning sequence, within each box is the information and resources you need for the sequence and are spilt into sessions.

Down the left hand side of the page are the metacognitive strategies we have been teaching the children that are particularly important to home learning.

Stop at the words 'he', 'my' and 'she'. Practise reading these words.

Friday – Using the matching worksheet. Cut out the pictures. Say what you see in the picture. What sound does this start/end with? Find the correct letter for this sound.