





Engayne home learning planning framework- EYFS

This is the plan for a learning sequence, within each box is the information and resources you need for the sequence and are split into sessions.




Down the left hand side of the page are the metacognitive strategies we have been teaching the children that are particularly important to home learning.

<p>Metacognitive strategies</p> <p>The learning sequence in the next two columns is split into a number of sessions. Each session will have a main metacognitive focus but will often include other elements as well. The metacognitive strategies are listed below.</p>	<p>Literacy Tasks (offline and online)</p>  <p>Main learning objective: To hear and write sounds in words</p> <p>Please send an email/ evidence me with photos of the highlighted activities only.</p> <p>Literacy – Submit by Thursday 2nd December</p>	<p>Maths - Task (offline and online)</p>  <p>Main learning objective: To find different ways to make five.</p> <p>Please send an email/ evidence me with photos of the highlighted activities only.</p> <p>Maths- Submit by Thursday 2nd December</p>
<p>Approach</p> <p>Activate</p>  <p>What is it?</p> <p>Prompting pupils to think about what they have learnt previously, that will help them with their next steps.</p>	<ol style="list-style-type: none"> Write Christmas cards to friends and family. Ask a grown up to show you how to write a card. This activity is good letter formation practise; it helps children remember how to spell the tricky word 'to' (in the creative activities you can use ideas to make your own cards) 	<ol style="list-style-type: none"> Count out 5 toys at home. Put the toys into two groups? How many do you have in one group and how many in the other? Can you find a different way to make 5?
<p>Explain</p>  <p>Explicitly teaching strategies to pupils and helping them decide when to use them.</p>	<ol style="list-style-type: none"> Christmas list- write a list of 5 things you would like for Christmas. Remember we write a list down the page. Think of your first thing. Say the word, what sounds can you hear? Write down the sounds you can hear. What sound comes next? What sound comes at the end? It does not have to be spelt correctly; an adult can model the correct spelling once you have used your sounds. 	<ol style="list-style-type: none"> Addition to 5 (in the resource folder) Look at the number sentence. What is the first number in the number sentence? Colour in that number of circles red. What in the next number? Colour in that number of circles yellow. How many circles have you coloured in altogether? Ordering number to 5- (Page 5 of the maths activity booklet) Cut out the pictures and put the numbers in the

Engayne home learning planning framework- EYFS

This is the plan for a learning sequence, within each box is the information and resources you need for the sequence and are split into sessions.

Down the left hand side of the page are the metacognitive strategies we have been teaching the children that are particularly important to home learning.

<p>Practise</p>  <p>Pupils practising strategies and skills repeatedly, to develop independence.</p>	<p>3. Christmas initial sound activity (found in the resource folder) Tell a grown up what pictures you can see. What is the first sound you can hear? Colour in that sound on the sheet. Can you make up a sentence using the pictures on the sheet.</p> <p>4. Practise the words in your word wallet. How many can you read on your own? Remember some you can sound out and some are tricky words. Select a word, say the word and then think of a sentence using the word. and use it in a sentence.</p>	<p>correct order from 1-5 to complete the Christmas puzzle picture.</p> <p>4. Repeating pattern stocking- Select three colours, create and continue a 3 colour pattern for the Christmas stockings.</p> <p>5. Ordering by size- Cut out the Christmas trees. Stick the trees in order of height. Can you use some words to describe the height of the trees? Which one is the tallest? Which one is the shortest?</p>
<p>Reflect</p>  <p>Pupils reflecting on what they have learnt after they have completed a piece of work.</p>		
<p>Review</p>  <p>Revisiting previous learning after a gap.</p>		