










Engayne home learning planning framework- EYFS

This is the plan for a learning sequence, within each box is the information and resources you need for the sequence and are split into sessions.

Down the left hand side of the page are the metacognitive strategies we have been teaching the children that are particularly important to home learning.




Theme week – Superheroes

<p>Metacognitive strategies</p> <p>The learning sequence in the next two columns is split into a number of sessions. Each session will have a main metacognitive focus but will often include other elements as well. The metacognitive strategies are listed below.</p>	<p>Literacy Tasks (offline and online)</p>  <p>Main learning objective: To talk about different events</p> <p>Please send an email/ evidence me with photos of the highlighted activities only.</p> <p>Literacy – Submit by Thursday 4th November</p>	<p>Maths - Task (offline and online)</p>  <p>Main learning objective: To match quantity to numeral</p> <p>Please send an email/ evidence me with photos of the highlighted activities only.</p> <p>Maths- Submit by Thursday 4th November</p>				
<table border="1"> <tr> <td data-bbox="120 810 297 1106"> <p>Approach</p> <p>Activate</p>  </td> <td data-bbox="320 810 575 1106"> <p>What is it?</p> <p>Prompting pupils to think about what they have learnt previously, that will help them with their next steps.</p> </td> </tr> <tr> <td data-bbox="120 1121 297 1375"> <p>Explain</p>  </td> <td data-bbox="320 1121 575 1375"> <p>Explicitly teaching strategies to pupils and helping them decide when to use them.</p> </td> </tr> </table>	<p>Approach</p> <p>Activate</p> 	<p>What is it?</p> <p>Prompting pupils to think about what they have learnt previously, that will help them with their next steps.</p>	<p>Explain</p> 	<p>Explicitly teaching strategies to pupils and helping them decide when to use them.</p>	<ol style="list-style-type: none"> 1. Draw a picture of something you enjoyed doing in half term. Talk to a grown up about what you have drawn. 2. Colour and label the firework picture. Use the sound buttons to match the words. Ck is a digraph which is shown as a line/ two letters that make one sound. 3. Using chalks outside or colouring pencils make your own Rangoli pattern. 	<ol style="list-style-type: none"> 1. Use the rocket template to create a repeating colour pattern. 2. Ask a grown up to hid the numerals 1,2,3 at home. Find the numbers and then find one object to match to number one, two objects to match to number two and three objects to match to number three. 3. Build a tower of 1, 2 and 3 blocks. Groups teddies in 1, 2 and 3.
<p>Approach</p> <p>Activate</p> 	<p>What is it?</p> <p>Prompting pupils to think about what they have learnt previously, that will help them with their next steps.</p>					
<p>Explain</p> 	<p>Explicitly teaching strategies to pupils and helping them decide when to use them.</p>					

Engayne home learning planning framework- EYFS

This is the plan for a learning sequence, within each box is the information and resources you need for the sequence and are spilt into sessions.

Down the left hand side of the page are the metacognitive strategies we have been teaching the children that are particularly important to home learning.

<p>Practise</p> 	<p>Pupils practising strategies and skills repeatedly, to develop independence.</p>		
<p>Reflect</p> 	<p>Pupils reflecting on what they have learnt after they have completed a piece of work.</p>		
<p>Review</p> 	<p>Revisiting previous learning after a gap.</p>		