




Engayne home learning planning framework- EYFS

This is the plan for a learning sequence, within each box is the information and resources you need for the sequence and are spilt into sessions.





Down the left hand side of the page are the metacognitive strategies we have been teaching the children that are particularly important to home learning.

<p><u>Metacognitive strategies</u></p> <p>The learning sequence in the next two columns is spilt into a number of sessions. Each session will have a main metacognitive focus but will often include other elements as well. The metacognitive strategies are listed below.</p>	<p><u>Phonics</u> Tasks (offline and online)</p> <p>Main learning objective: To recognise, use and apply 'ng and th' when reading and writing.</p>	<p><u>Topic - Task</u> (offline and online)</p> <p>Independence and Health and Self-care are key elements to learning within Reception. During this time at home, activities such as getting dressed independently, using a knife and fork, opening a piece of fruit are all skills the children would be learning in school. Alongside this, play is also very important. It might be imaginative role play, taking turns and sharing or building and construction. Please allow time for these activities.</p>
<p>Approach</p> <p>Activate</p>  <p>What is it?</p> <p>Prompting pupils to think about what they have learnt previously, that will help them with their next steps.</p>	<p>Before each phonic session listen to the phonics song</p> <p>https://www.youtube.com/watch?v=BELIZKpi1Zs</p> <p>The tricky word for this week is 'he'. Please show your child this word throughout the week and continue to practise tricky words in their word wallet.</p> <p><u>Monday – th</u></p>	<p>1. Create your own pirate hat and eye patch</p> 
<p>Explain</p>  <p>Explicitly teaching strategies to pupils and helping them decide when to use them.</p>	<p>Write the words for your child to read.</p> <p>Think, thin, with, this, that, moth</p> <p>Say the sentence for your child to repeat and then write.</p> <p>- Think and thin.</p>	<p>2. Design and make your own pirate treasure chest using recycled objects. Can you make some treasure to go inside?</p>

Engayne home learning planning framework- EYFS

This is the plan for a learning sequence, within each box is the information and resources you need for the sequence and are split into sessions.

Down the left hand side of the page are the metacognitive strategies we have been teaching the children that are particularly important to home learning.

<p>Practise</p>  <p>Pupils practising strategies and skills repeatedly, to develop independence.</p>	<p>- That is a thin stick.</p> <p>Ask your child to think of their own sentence and write it down independently.</p> <p><u>Tuesday – ng</u></p>	
<p>Reflect</p>  <p>Pupils reflecting on what they have learnt after they have completed a piece of work.</p>	<p>Write the words for your child to read.</p> <p>Song, sing, wing,</p> <p>Say the sentence for your child to repeat and then write.</p> <ul style="list-style-type: none">- Sing a song.- We sing a good song.	<p>3. Using a small soft ball. How many times can you throw and catch the ball without dropping it?</p> <p>4. Watch the following video about how we can make healthy choices for our bodies.</p> <p>https://youtu.be/dhpCdqOtuj0</p>
<p>Review</p>  <p>Revisiting previous learning after a gap.</p>	<p>Ask your child to think of their own sentence and write it down independently.</p> <p><u>Wednesday – use the PowerPoint to compare th and f sounds.</u></p> <p>Complete the sorting activity and reading sentences filling in the missing words.</p> <p><u>Thursday – Tricky word- he</u></p> <p>Recap reading tricky words I, no, go, to, the. Practise spelling these words. Look at the word, cover the word, write the word and then check your spelling.</p> <p>When reading throughout the week look for the tricky word 'he' within books and encourage your child to read it.</p>	

Engayne home learning planning framework- EYFS

This is the plan for a learning sequence, within each box is the information and resources you need for the sequence and are spilt into sessions.

Down the left hand side of the page are the metacognitive strategies we have been teaching the children that are particularly important to home learning.

Can you write a sentence independently using the tricky word he?

Friday – Capital letters

Use the PowerPoint to recognise how some capital letters look.
Practise writing D, B, G as a capital letter.

Can you think of a sentence and write the sentence using a capital letter to start your sentence?